

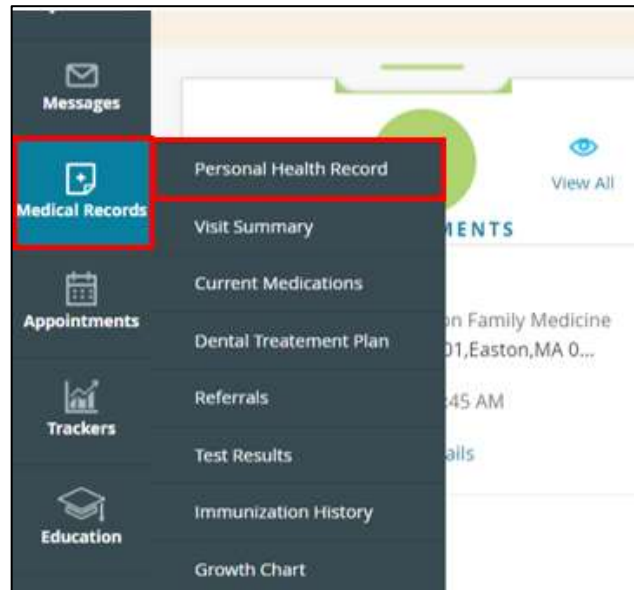
Upload Transfer Records In MyHealth-Compass Medical

Patients with providers in Internal or Family Medicine can upload their transfer records from Compass Medical through a questionnaire feature in their new Atrius Health MyHealth account. Documents uploaded through this questionnaire will be filed and sent to the Atrius Health Medical Records team.

NOTE: For Pediatric patients, please go to the Messages activity in MyHealth and send transfer records as attachments to your Care Team.

How do I access my Medical Records from Compass Medical?

1. Log into your **Compass Medical Patient Portal**.
2. Click on **Medical Records** and then **Personal Health Record**.



3. The **Personal Health Record (PHR) View** opens.
4. Select a date range and then click **Submit**. *There is no need to save each document individually. Download the entire date range and submit as one transferred record to Atrius Health.*

Dashboard > PHR View

PERSONAL HEALTH RECORD

Please note that the Personal Health Record feature is not intended to provide a comprehensive view of your electronic medical record. Please contact your health care provider if you require a complete copy of your electronic health record.

Generate health record for date range of

| | | | |
|-------------|------------|------------|------------|
| From Date:* | 06/01/2022 | To Date: * | 06/01/2023 |
|-------------|------------|------------|------------|

Disclaimer: The following sections represent the most current data on record with your provider(s) and are not specific to the date range you have selected: Demographics, Social History, Problems, Medications, Allergies, Immunizations, Health Concerns, and Medical Equipment (UDI).

- Your personal health records can now be downloaded as PDF. Click the **Download as PDF** link on the top right of the page.



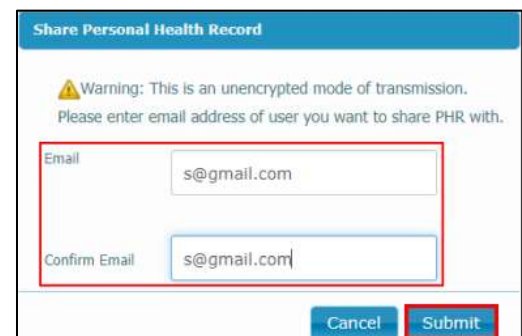
- Or, you can click the **Share** button on the bottom of the page to email yourself a copy of the records.



- Select the **E-mail address** radio button and click **Submit**. A warning message displays that informs you that the selected option is an unencrypted mode of transmission.



- Enter and reconfirm your email address. Then click **Submit**.



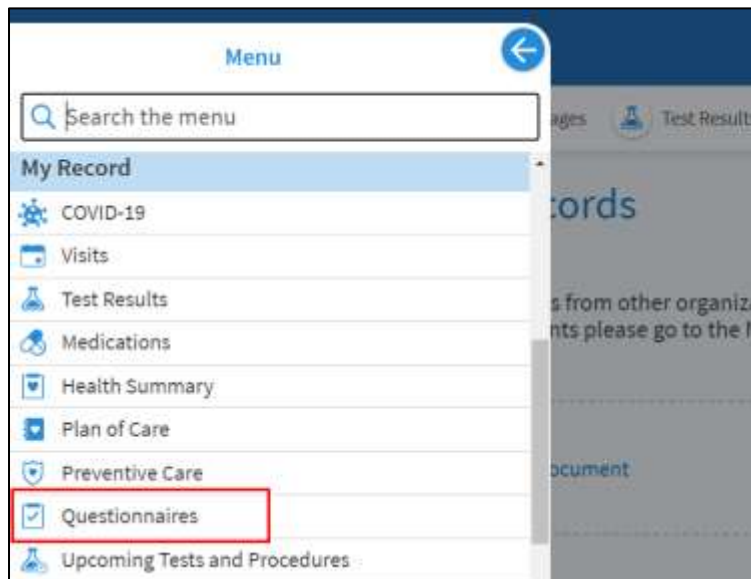
- An e-mail is then sent with an attachment of your personal health records. *Please note: you must save the records to your personal device first before you can upload your records to your Atrius Health MyHealth account.*

Need Additional Assistance?

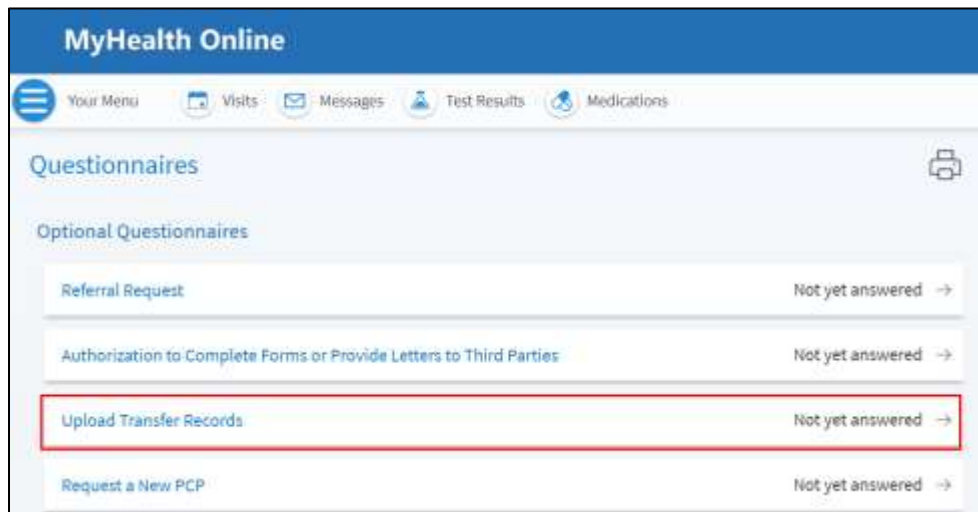
For password resets or general access assistance for your Compass Medical Patient Portal, please visit: <https://healowhelp.com/home/healowhelp.html>

How do I upload my records to Atrius Health?

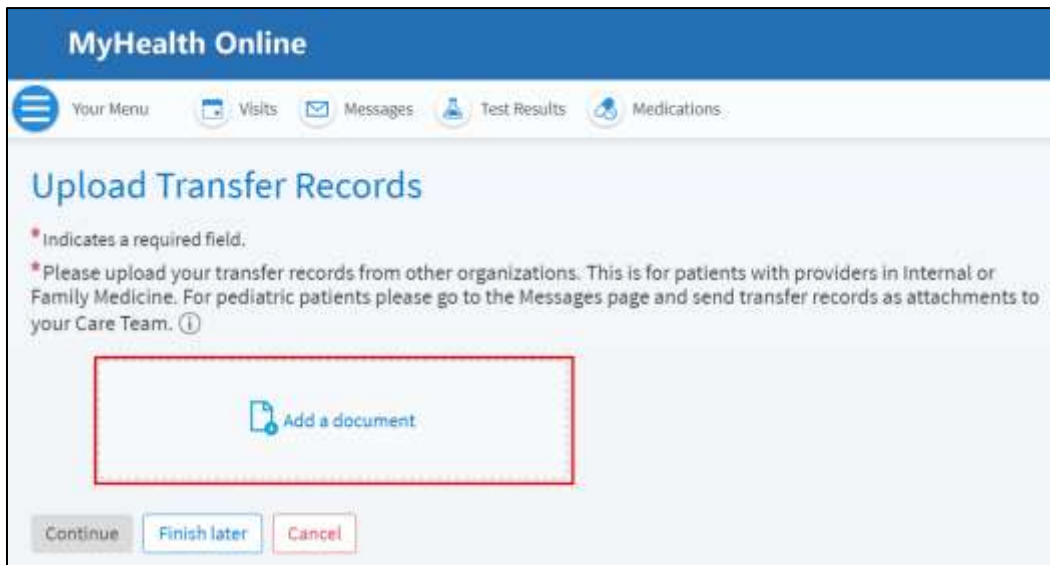
1. Log into your Atrius Health MyHealth account.
2. Go to the **Menu** button and select **Questionnaires**.



3. Once in the **Questionnaires** activity, you should see **Upload Transfer Records**.
4. Click anywhere on the highlighted area below to be taken to the questionnaire.



5. Click on **Add a document** to upload your records.



6. Once your documents are uploaded, you can click on **Continue** to view your submission, or click **Finish Later** to save and complete at a different time.
7. Click **Submit** to finish and send your records.